



PRODUCT SPECIFICATION

Product Name: Piezo Buzzer

Part Number: MSPS14A40P7.6V12

Document No: _____

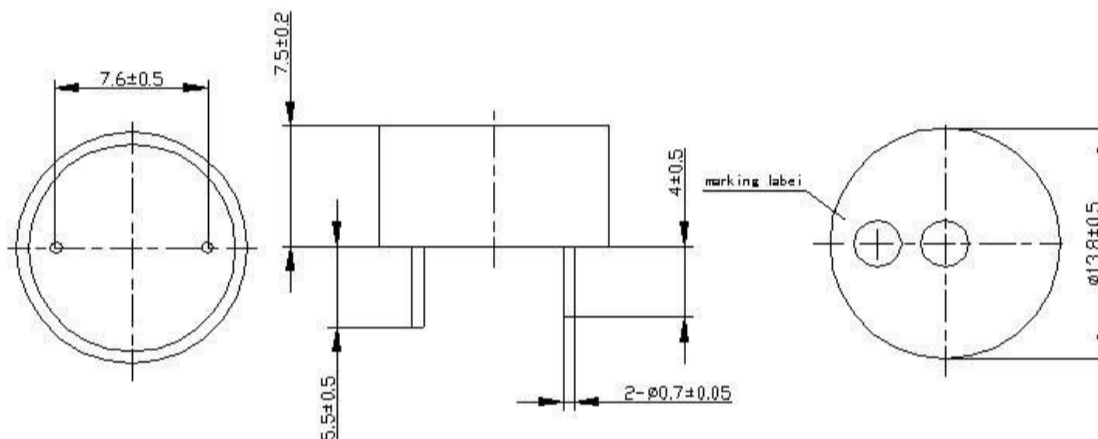
Date: 2021.05.22

DRAWING BY	CHECKED BY	APPROVED BY
CHEN YUAN	YUE QIN	JIN LI

1.SPECIFICATION

Model No	MSPS14A40P7.6V12
Rated Voltage	12VDC
Operating Voltage	Max 25VDC
Rated Current	7mA
Min.Sound Pressure Level	85dB at 1kHz/10cm
Rated Frequency	4±0.5KHz
Operating Temperature	-30~+70°C
Storage Temperature	-40~+80°C
Tone	Single
Weight	0.5g

2.APPEARANCE DRAWING



(UNIT:MM) Tolerance: ±0.2mm

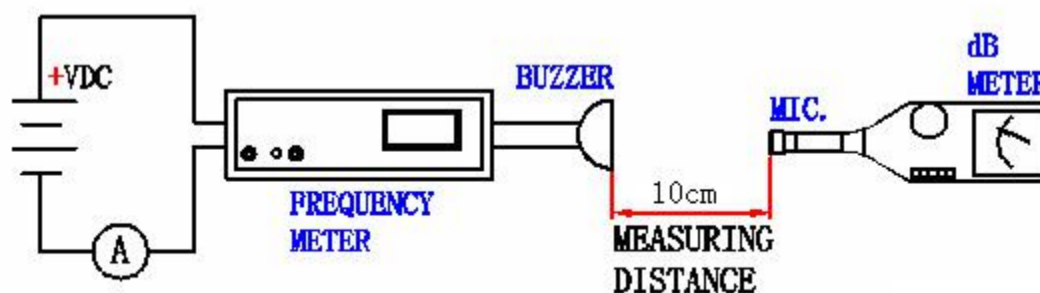
3.TESTING METHOD

Standard Measurement conditions

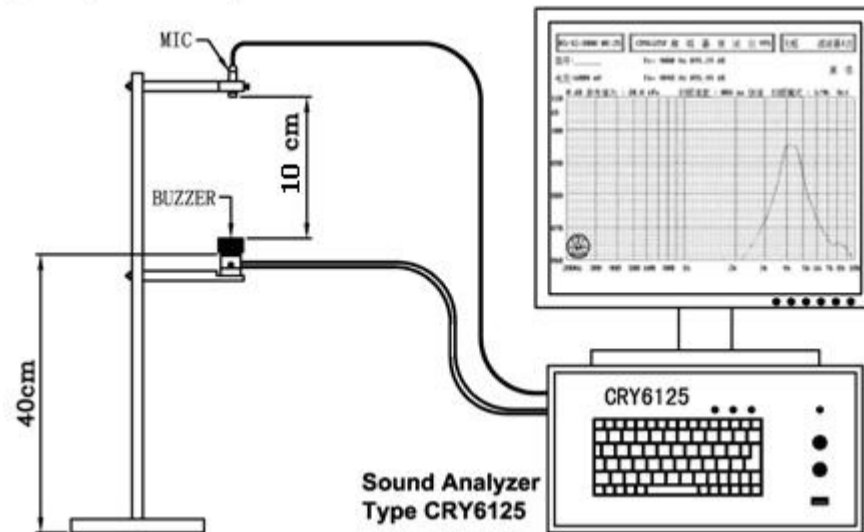
Temperature:25±2°C Humidity:45-65%

Acoustic Characteristics:

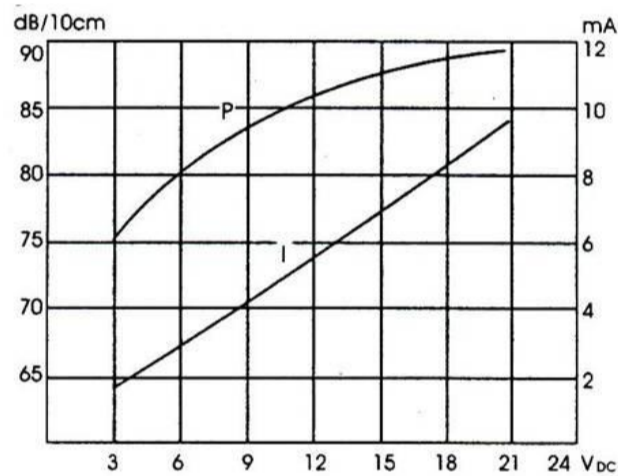
The oscillation frequency, current consumption and sound pressure are measured by the measuring instruments shown below



In the measuring test, buzzer is placed as follows:

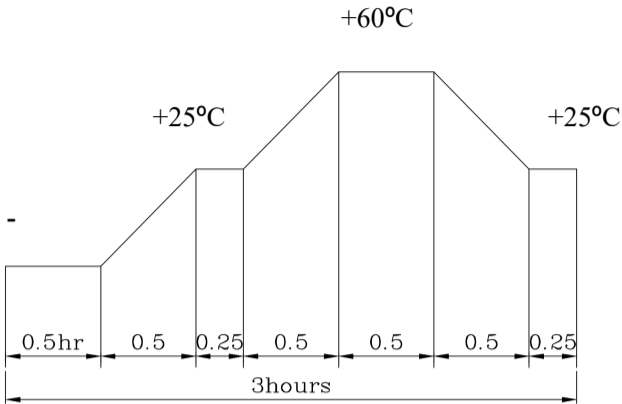


4.FREQUENCY CURVE



5.RELIABILITY TEST

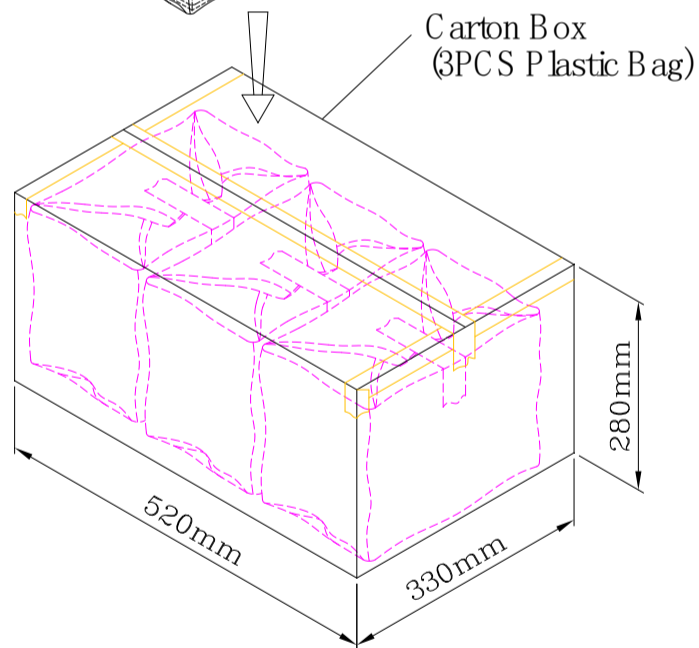
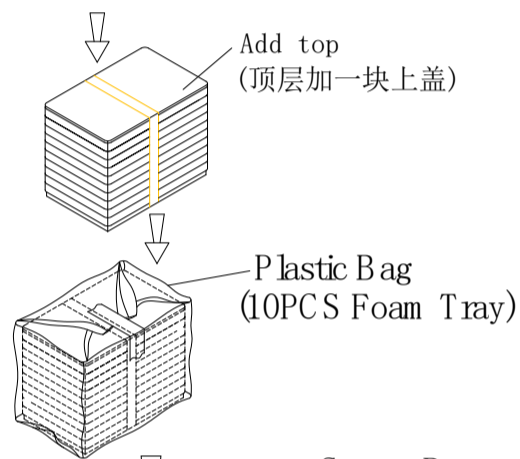
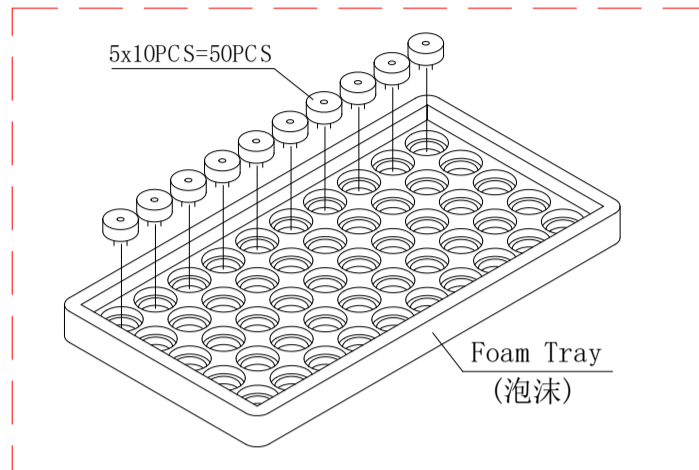
NO.	ITEM	TEST CONDITION AND REQUIREMENT
1	High Temperature Test (Storage)	After being placed in a chamber with 70 °C for 96 hours and then being placed in normal condition for 2 hours. Allowable variation of SPL after test: +/-10dB.
2	Low Temperature Test (Storage)	After being Placed in a chamber with -30 °C for 96 hours and then being placed in normal condition for 2 hours. Allowable variation of SPL after test: +/-10dB.
3	Humidity Test	After being Placed in a chamber with 90-95% R.H. at 40 °C for 96 hours and then being placed in normal condition for 2 hours. Allowable variation of SPL after test: +/-10dB.

4	Temperature Cycle Test	<p>The part shall be subjected to 5 cycles. One cycle shall be consist of:</p>  <p>Allowable variation of SPL after test: +/-10dB.</p>
5	Drop Test	<p>Drop on a hard wood board of 4cm thick, any directions ,3 times, at the height of 75cm .</p> <p>Allowable variation of SPL after test: +/-10dB.</p>
6	Vibration Test	<p>After being applied vibration of amplitude of 1.5mm with 10 to 55 Hz band of vibration frequency to each of 3 perpendicular directions for 2 hours .</p> <p>Allowable variation of SPL after test: +/-10dB.</p>
7	Solderability Test	<p>Lead terminals are immersed in rosin for 5 seconds and then immersed in solder bath of +300 5°C for 3 1 seconds .</p> <p>90% min. lead terminals shall be wet with solder (Except the edge of terminals).</p>
8	Terminal Strength Pulling Test	<p>The force of 9.8N(1.0kg) is applied to each terminal in axial direction for 10 seconds.</p> <p>No visible damage and cutting off.</p>

TEST CONDITION.

Standard Test Condition : a) Temperature : +5 ~ +35°C b) Humidity : 45-85% c) Pressure : 860-1060mbar
 一般测试条件 : a) 温度 : +5 ~ +35°C b) 湿度 : 45-85% c) 气压 : 860-1060mbar
 Judgment Test Condition : a) Temperature : +25 ± 2°C b) Humidity : 60-70% c) Pressure : 860-1060mbar
 争议时测试条件 : a) 温度 : +25 ± 2°C b) 湿度 : 60-70% c) 气压 : 860-1060mbar

6. PACKING STANDARD



Foam Tray	315m m x170m m x28m m	1x50PCS=50PCS
Plastic Bag		10x50PCS=500PCS
Carton Box	520m m x330m m x280m m	3x500PCS=1500PCS